







# CAS-4010 Pole Mount Kit for FCS-4010

## Quick Installation Guide

<p>Components</p>	<p>Step 1 : Please feed the necessary cables through the water-proof corrugated tubing fittings. *** Please note, the installers must provide cable water-proof protection by themselves.</p>
	
<p>Step 2 : Securely lock the wall mount bracket with the pole mount adaptor by provided screws set.</p>	<p>Step 3 : Feed the stainless belt through the holes of CAS-4010 as photo shows.</p>
	
<p>Step 4 : Fasten the housing unit to the pole mount adaptor.</p>	<p>Step 5 : Fix the housing unit to the pole and securely lock the stainless belt to the pole.</p>
