



IES-0822

4 x 802.3af + 3 FE+ 1 MM SC Unmanaged Switch -40 to 75C, DIN-rail

Quick Installation Guide

v1.00 - 1206

Overview

LevelOne IES-0822 Industry Ethernet Switch provides 44 PoE ports of 10/100Base-TX plus 3 ports of 10/100Base-TX Ethernet plus 1 port 100FX Multimode SC fiber to enable high speed network at mission-critical environment. This device is designed to be mounted on an industry standard DIN-rail, plus the clearly visible status LEDs provide simple monitoring of port link activity.

Power over Ethernet

This switch is Power Sourcing Equipment (PSE), and it is fully complied with IEEE 802.3af PoE standard at maximum 15.4W power budget per port. It helps to save infrastructure wiring costs dramatically by eliminating electric wiring and less UPS needed.

High Reliability

All components are built to withstand harsh environment applications without compromise where humidity, temperature variation and even shock vibration are concerns, including Electric & Utility, Critical Infrastructure, Transportation and Surveillance Security. This device operates under -40 to 75 Celsius (-40 to 167 Fahrenheit) temperature.

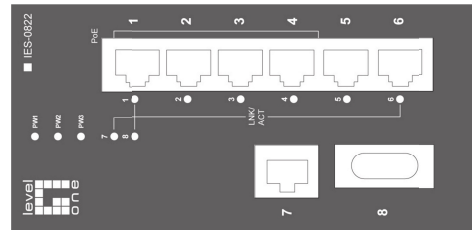
Features

- Meets NEMA TS1 & TS2 environmental requirements for traffic control equipment.
- Meets IEC61000-6-2 EMC Generic Standard Immunity for industrial environment.
- Supports IEEE802.3af Power over Ethernet (PoE) Power Sourcing Equipment (PSE).
- Supports IEEE802.3/802.3u/802.3x. Auto-negotiation: 10/100Mbps, Full/Half-duplex, Auto-Negotiation, Auto MDI/MDIX.
- 100Base-FX: Multi/Single mode SC or ST type, WDM Single mode SC type.
- Supports 1024 MAC addresses. Provides 1M bits buffer memory.
- Alarms for power and port link failure by relay output.
- Power Supplies: Redundant 48VDC Terminal Block power inputs and 48VDC DC JACK with 100-240VAC external power supply.
- Operating voltage and Max. current consumption: 1.5A @ 48VDC. Power consumption: 72W Max.
- -40°C to 75°C (-40°F to 167°F) operating temperature range
- Tested for functional operation @ -40°C to 85°C (-40°F to 185°F)
- Supports DIN-Rail, Panel, or Rack Mounting installation

Package Contents

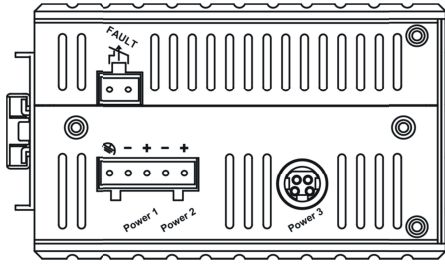
- IES-0822
- Quick Installation Guide
- CD User Manual

LED Status



LED	Status	Description
PW 1,2,3	Steady	Power On
	Off	Power Off
10/100Base-TX or 100Base-FX/BX		
LNK/ACT (Green)	Steady	Network connection is established
	Flashing	Transmitting or Receiving data

Power Input

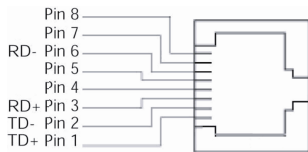


Terminal Block	PW1	+	48VDC
		-	Power Ground
	PW2	+	48VDC
		-	Power Ground
		Earth Ground	
	Relay Output		
<p>1. The relay contact closes if Power1 and Power2 are both failed but Power3 on.</p> <p>2. The relay contact closes if Power3 is failed but Power1 and Power2 are both on.</p>			

PW3: 48VDC DC Jack Input

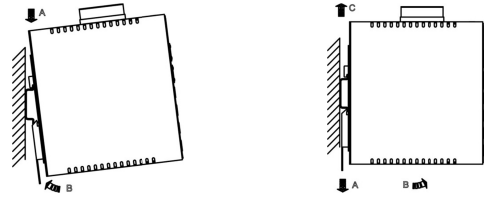
10/100Base-TX Connector

The following lists the pin-out of 10/100Base-TX ports.



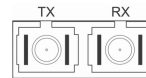
Pin	PoE Port (1 to 4)	Standard Port (5)
1	Output Transmit Data +	Input Receive Data +
2	Output Transmit Data -	Input Receive Data -
3	Input Receive Data +	Output Transmit Data +
4	NC	NC
5	NC	NC
6	Input Receive Data -	Output Transmit Data -
7	NC	NC
8	NC	NC

DIN Rail Mount



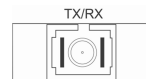
- **Assembly:** Place the switch on the DIN rail from above using the slot. Push the front of the switch toward the mounting surface until it audibly snaps into place
- **Start-up:** Connect the supply voltage to start up the switch via the terminal block (or DC JACK)
- **Dismantling:** Pull out the lower edge and then remove the switch from the DIN rail.

100Base-FX Connection



The Tx (transmit) port of device I is connected to the Rx (receive) port of device II, and the Rx (receive) port of device I to the Tx (transmit) port of device II.

WDM 100Base-BX Connection



Only one optical fiber is required to transmit and receive data