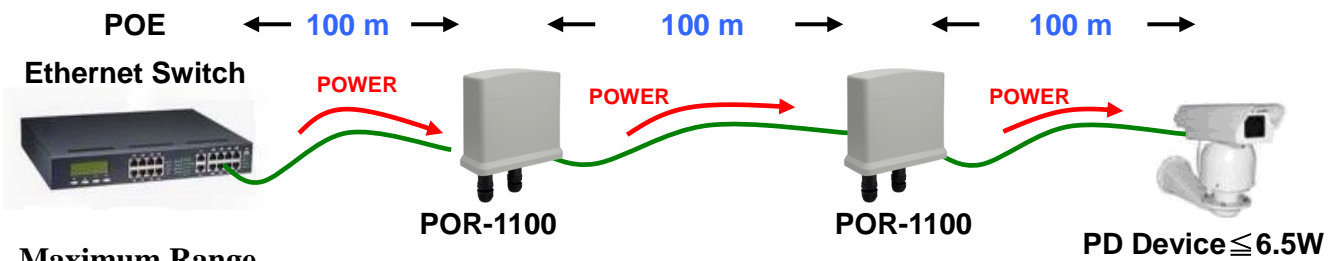


# POR-1100

PoE Repeater, Cascadable, Indoor/Outdoor



## Maximum Range

Connect with Standard 15.4W PSE

End to end distance	100m	200m	300m	400m	500m
Daisy-Chaining (POR-1100)	0	1	2	3	4
Power Available		$\leq 10.9W$	$\leq 6.5W$	$\leq 3.84W$	Data only No power

Connect with Hi-Power 30W PSE

End to end distance	100m	200m	300m	400m	500m	600m	700m	800m
Daisy-Chaining (POR-1100)	0	1	2	3	4	5	6	7
Power Available		$\leq 25.5W$	$\leq 21W$	$\leq 16.5W$	$\leq 12W$	$\leq 7.5W$	$\leq 3.84W$	Data only No Power


Connect with Hi-Power 40W PSE

End to end distance	100m	200m	300m	400m	500m	600m	700m	800m	900m
Daisy-Chaining (POR-1100)	0	1	2	3	4	5	6	7	8
Power Available		$\leq 28W$	$\leq 25.5W$	$\leq 21W$	$\leq 16.5W$	$\leq 12W$	$\leq 7.5W$	$\leq 3.84W$	Data only No Power

## Quick Guide

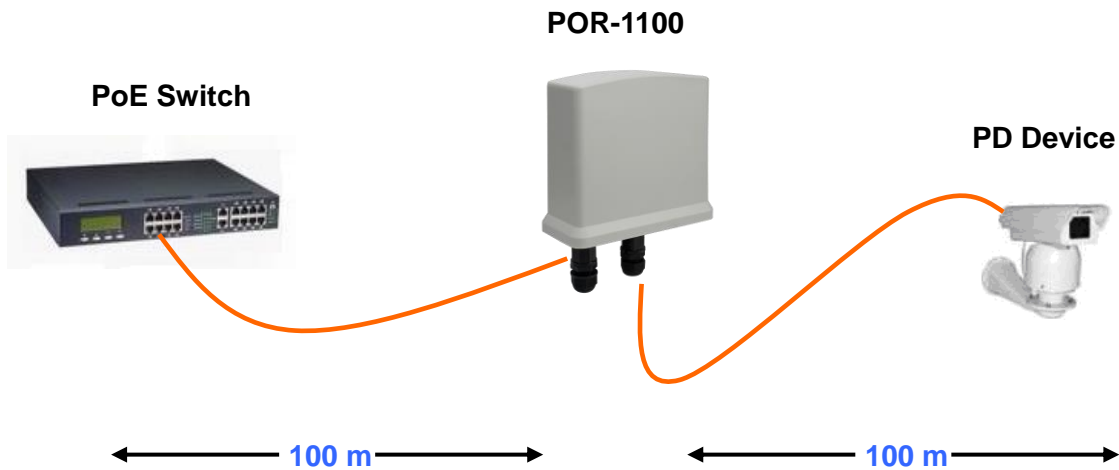
### Step 1: Connection to Power over Ethernet Switch

- A. Connect one of the Ethernet Switch port with PoE power supply to the **in** port of POR-1100 as the following connection.



### Step 2: Connection to PoE PD

- B. Connect the **OUT** port of POR-1100 to power up the PD device as the following connection.



**\*\* Note:** If the Ethernet cable is not standard CAT5 cable, the POR-1100 may be working for shorter length than 100 meter.